

# NCM

## Global Equity Balanced Portfolio

NCM Global Equity Balanced Portfolio targets long-term growth and income by investing in global equities and fixed income.

### PERFORMANCE

NAV/Share: F Series: \$32.06 | A Series: \$29.66

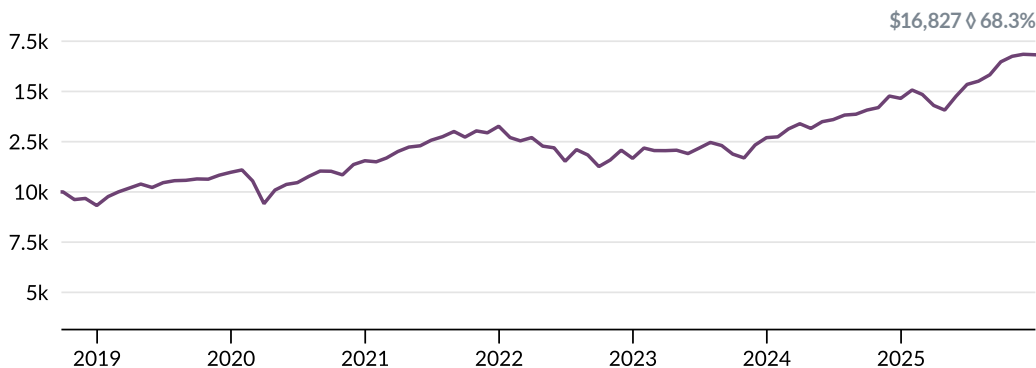
	1 mos	3 mos	6 mos	1 yr	3 yr	5 yr	Inception
<b>F</b>	-0.1%	2.1%	9.6%	14.8%	13.0%	7.8%	7.4%
<b>A</b>	-0.2%	1.9%	10.0%	13.6%	11.8%	6.7%	6.3%

	2018 <sup>1</sup>	2019	2020	2021	2022	2023	2024	YTD
<b>F</b>	-6.8%	17.7%	5.3%	14.9%	-12.1%	8.8%	15.4%	14.8%
<b>A</b>	-7.0%	16.5%	4.1%	13.7%	-13.0%	7.7%	14.2%	13.6%

1. 2018 return begins with September 28 inception

### VALUE OF \$10,000 INVESTED AT INCEPTION



### FUND OVERVIEW

MANAGEMENT TEAM	
NCM Asset Allocation Team	
Fund Codes	NRP 7300 (F) NRP 7301 (A-FE) NRP 7306 (T6) NRP 7309 (F6)
Assets	\$22.8 Million
Inception	September 28, 2018
CIFSC Category	Global Equity Balanced
Distribution	Annual
Management Fee	
F Series	0.85%
A Series	1.85%
Portfolio Manager	NCM Asset Management Ltd.
Auditor	KPMG LLP
Custodian	CIBC Mellon Trust Company

### RISK RATING

LOW	MED	HIGH

Rating based on change in fund's returns from year to year. See simplified prospectus for more.

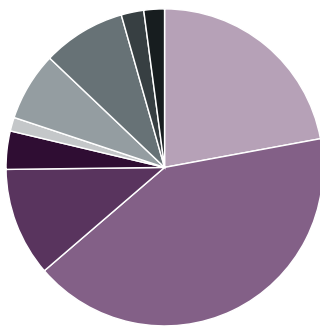
Except where indicated otherwise, F Series data as of December 31, 2025, net of fees, annualized. On May 21, 2024, the NCM Growth and Income Portfolio was renamed NCM Global Equity Balanced Portfolio. The contents of this document are intended for information purposes only and should not be considered an advertisement or offer to sell or solicitation to buy any securities in any jurisdiction. Mutual fund shares or units of NCM Investments are offered for sale by way of prospectus in all provinces and territories of Canada. Commissions, trailing commissions, management fees and expenses all may be associated with mutual fund investments. Please read the NCM Investments prospectus before investing. The indicated rates of return are the historical annual compounded total returns including changes in share or unit value and reinvestment of all dividends or distributions and do not take into account sales, redemption, distribution or optional charges or income taxes payable by any security holder that would have reduced returns. Mutual fund securities are not guaranteed, their values change frequently and past performance may not be repeated. If we have included a rate of return or mathematical table to illustrate the potential effects of a compound rate of return, it is not intended to reflect future values of the mutual fund or returns on investment in the mutual fund. Each series of the Fund has a different management fee, and accordingly the performance of each series will differ. Performance data for other series can be found at [www.ncminvestments.com](http://www.ncminvestments.com). NCM Asset Management Ltd. as manager and portfolio manager of the Funds may engage one or more sub advisors to provide investment management services to certain Funds, including its affiliate, Cumberland Investment Counsel Inc. Please refer to the NCM Investments prospectus for more information.



# Global Equity Balanced Portfolio

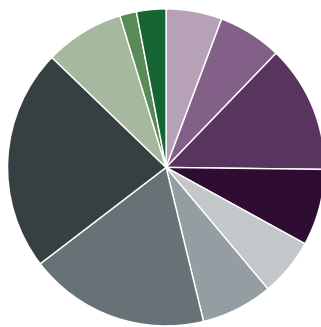
- A global equity balanced fund that aims to provide investors with long-term capital appreciation and stable income.
- A multi-asset model that tactically blends several unique investment mandates.
- Provides investors with geographic and sector diversification beyond the Canadian market.

## ASSET ALLOCATION



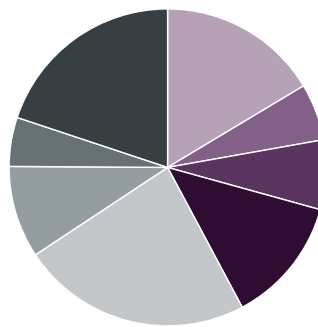
Asset Allocation	%
Canadian Equities	22.1
US Equities	41.6
European Equities	11.1
Asian Equities	3.9
Other Equities	1.4
Canadian Fixed Income	7.0
US Fixed Income	8.5
Other Fixed Income	2.3
Cash and Cash Equivalents	2.1

## EQUITY SECTOR



Equity Sector	%
Energy	5.7
Basic Materials	6.5
Industrials	13.0
Consumer Discretionary	7.8
Consumer Staples	5.9
Healthcare	7.3
Financials	18.4
Information Technology	22.6
Communication Services	8.1
Utilities	1.7
Real Estate	3.0

## FIXED INCOME RATING



Fixed Income Rating	%
AAA	16.4
AA	5.8
A	7.1
BBB	12.9
BB	23.5
B	9.4
CCC	5.0
NR	19.9

## TOP 10 HOLDINGS (alphabetical)

BMO Dow Jones Ind Avg Hgd to CAD ETF
iShares Core S&P/TSX Capped Compost ETF
iShares NASDAQ 100 ETF (CAD-Hedged)
Kipling Global Dividend Class
Kipling Global Growth Class
Mackenzie International Equity ETF
Mackenzie US Large Cap Equity ETF
Mackenzie US Large Cap Equity ETF CADH
Pender Corporate Bond
Vanguard Global Momentum Factor ETF CAD

Weight of Top 10 - 69.1%

## ASSET ALLOCATION

Equity	80.1%
Fixed Income	17.8%
Cash	2.1%

## KEY METRICS

Beta	Correlation	Standard Deviation	Sharpe Ratio
0.92	0.93	8.0%	1.62

Time Period: 3 Year. Beta represents the tendency of the fund's return to respond to the benchmark; a lower value indicates less market risk. Correlation measures how the fund moves in relation to the benchmark; +1 is a perfect positive correlation. Standard Deviation is a measure of volatility; it shows how the Fund's returns have varied over a given time period. Sharpe Ratio measures the performance of an investment after adjusting for its risk.

Except where indicated otherwise, F Series data as of December 31, 2025, net of fees, annualized. On May 21, 2024, the NCM Growth and Income Portfolio was renamed NCM Global Equity Balanced Portfolio. The contents of this document are intended for information purposes only and should not be considered an advertisement or offer to sell or solicitation to buy any securities in any jurisdiction. Mutual fund shares or units of NCM Investments are offered for sale by way of prospectus in all provinces and territories of Canada. Commissions, trailing commissions, management fees and expenses all may be associated with mutual fund investments. Please read the NCM Investments prospectus before investing. Key Metrics are calculated against the Fund's prospectus benchmark where applicable. NCM Asset Management Ltd. as manager and portfolio manager of the Funds may engage one or more sub advisors to provide investment management services to certain Funds, including its affiliate, Cumberland Investment Counsel Inc. Please refer to the NCM Investments prospectus for more information.