



FUND FACTS

NCM Asset Management Ltd.
 NCM Norrep Fund
 Series A
 August 27, 2018

This document contains key information you should know about Series A units of NCM Norrep Fund. You can find more details in the Fund's simplified prospectus. Ask your representative for a copy, contact the manager, NCM Asset Management Ltd., at 1-877-531-9355 or info@ncminvestments.com, or visit www.ncminvestments.com.

Before you invest in any fund, consider how the fund would work with your other investments and your tolerance for risk.

Quick Facts			
Fund Code:	NRP 101	Fund Manager:	NCM Asset Management Ltd.
Date Series Started:	April 12, 2000	Portfolio Manager:	NCM Asset Management Ltd.
Total Value of the Fund on June 30, 2018:	\$58,760,959	Distributions:	Annually, at the end of September if any.
Management Expense Ratio (MER):	2.49%	Minimum Investment:	\$5,000 initial, \$100 additional

What does the Fund invest in?

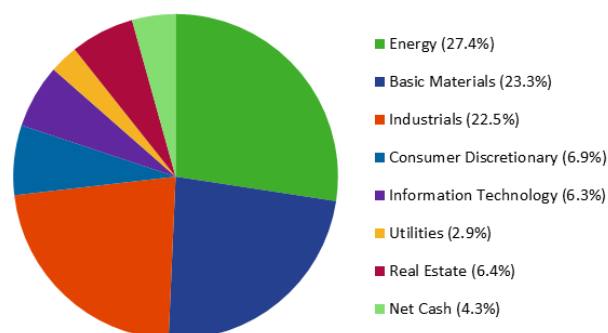
The Fund invests primarily in small and mid-cap Canadian equities based on a value methodology, which means investing in equities generating earnings growth, cash flow growth, and high returns on equity that are reasonably valued in regards to the historical norms for the equity, the sector, and the broad market. Companies in the portfolio tend to exhibit high quality management teams, clean balance sheets and strengthening competitive positions in the industry. The Fund is classified as a Canadian Small/Mid Cap Equity fund, thus it must invest at least 90% of its equity holdings in securities domiciled in Canada.

The charts below give you a snapshot of the Fund's investments on June 30, 2018. The Fund's investments will change.

Top 10 investments (June 30, 2018)

1. Parkland Fuel Corporation	5.6%
2. Major Drilling Group International Inc.	5.4%
3. Parex Resources Inc.	4.7%
4. Badger Daylighting Ltd.	4.0%
5. Sleep Country Canada Holdings Inc.	3.8%
6. TFI International Inc.	3.7%
7. FirstService Corp.	3.6%
8. Descartes Systems Group Inc.	3.5%
9. Whitecap Resources Inc.	3.4%
10. Chemtrade Logistics Income Fund	3.4%

Investment mix (June 30, 2018)



Total percentage of top 10 investments	41%
Total number of investments	31

How risky is it?

The value of the Fund can go down as well as up. You could lose money.

One way to gauge risk is to look at how much a fund's returns change over time. This is called "volatility".

In general, funds with higher volatility will have returns that change more over time. They typically have a greater chance of losing money and may have a greater chance of higher returns. Funds with lower volatility tend to have returns that change less over time. They typically have lower returns and may have a lower chance of losing money.

Risk rating

NCM Asset Management Ltd. has rated the volatility of this Fund as **medium to high**.

This rating is based on how much the Fund's returns have changed from year to year. It doesn't tell you how volatile the Fund will be in the future. The rating can change over time. A fund with a low risk rating can still lose money.



For more information about the risk rating and specific risks that can affect the Fund's returns, see "What are the Risks of Investing in the Fund?" section of the Fund's simplified prospectus.

No guarantees

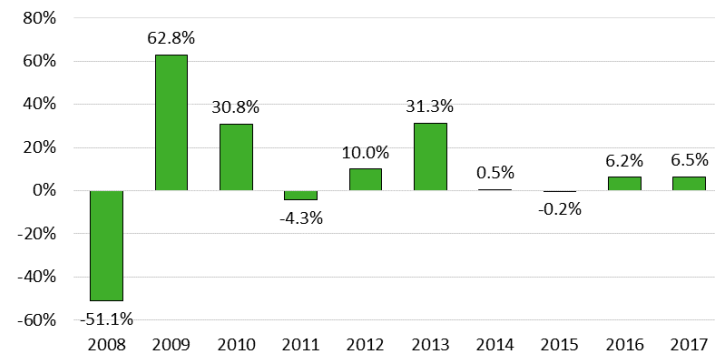
Like most mutual funds, this Fund doesn't have any guarantees. You may not get back the amount of money you invest.

How has the Fund performed?

This section tells you how the Series A units of the Fund have performed over the past 10 calendar years. Returns are after expenses have been deducted. These expenses reduce the Fund's return.

Year-by-year returns

This chart shows how the Series A units of the Fund have performed over each of the past 10 calendar years. The Series decreased in value in 3 of the last 10 calendar years. The range of returns and change from year to year can help you assess how risky the Fund has been in the past. It does not tell you how the Fund will perform in the future.



Best and worst 3-month returns

This table shows the best and worst returns for the Series A units of the Fund in a 3-month period over the past 10 calendar years and from January 1, 2018 to June 30, 2018. The best and worst 3-month returns could be higher or lower in the future. Consider how much of a loss you could afford to take in a short period of time.

	Return	3 months ending	If you invested \$1,000 at the beginning of the period
Best return	36.2%	May 31, 2009	Your investment would rise to \$1,362.30
Worst return	-44.3%	November 30, 2008	Your investment would drop to \$556.66

Average return

As at June 30, 2018, a person who invested \$1,000 in the Fund for the last 10 years now has \$1,721.38. This works out to an annual compound return of 5.6%.

Who is this Fund for?

This Fund is suitable for investors who:

- Wish to invest in small and mid-capitalization equities
- Want the potential for long term capital appreciation
- Are comfortable with medium to high investment risk (i.e. can tolerate volatility in the market value of your investment)

A word about tax

In general, you'll have to pay income tax on any money you make on a fund. How much you pay depends on the tax laws where you live and whether or not you hold the fund in a registered plan such as a Registered Retirement Savings Plan or a Tax-Free Savings Account.

Keep in mind that if you hold your fund in a non-registered account, fund distributions are included in your taxable income, whether you get them in cash or have them reinvested.

How much does it cost?

The following tables show the fees and expenses you could pay to buy, own and sell Series A units of the Fund. The fees and expenses – including any commissions – can vary among series of a fund and among funds. Higher commissions can influence representatives to recommend one investment over another. Ask about other funds and investments that may be suitable for you at a lower cost.

1. Sales charges

The Fund is only available under the initial sales charge option.

Sales Charge Option	What you Pay		How it Works
	In Per Cent (%)	In Dollars (\$)	
Initial Sales Charge	0% to 5% of the amount you buy	\$0 to \$50 on every \$1,000 you buy	<ul style="list-style-type: none"> - You and your representative decide on the rate. - The initial sales charge is deducted from the amount you buy. It goes to your representative's firm as a commission.

2. Fund expenses

You don't pay these expenses directly. They affect you because they reduce the Fund's returns. As of April 30, 2018, the Fund's expenses were 2.63% of its value. This equals \$26.30 for every \$1,000 invested.

	Annual Rate (as a % of the Fund's value)
Management Expense Ratio (MER)	
This is the total of the Fund's management fee (which includes the trailing commission) and operating expenses.	2.49%
Trading Expense Ratio (TER)	
These are the Fund's trading costs.	0.14%
Fund Expenses	2.63%

More about the trailing commission

The trailing commission is an ongoing commission. It is paid for as long as you own the Fund. It is for the services and advice that your representative and their firm provide to you.

NCM Asset Management Ltd. pays the trailing commission to your representative's firm. It is paid from the Fund's management fee and is based on the value of your investment.

Amount of trailing commission	
In Per Cent (%)	In Dollars (\$)
0.75% of the value of your investment each year	\$7.50 each year on every \$1,000 invested

3. Other fees

You may have to pay other fees when you buy, hold, sell or switch units of the Fund.

Fee	What you pay
Short-term redemption fee	2% of the cost of the units you redeem within 90 days of the original date of purchase. This fee is charged by the Manager.
Switch Fee	Your representative's firm may charge you a fee if you switch to another series of the Fund or to another fund within the NCM Group of Funds.

What if I change my mind?

Under securities law in some provinces and territories, you have the right to:

- a. Withdraw from an agreement to buy mutual funds within two business days after you receive a simplified prospectus or Fund Facts document, or
- b. Cancel your purchase within 48 hours after you receive confirmation of the purchase.

In some provinces and territories, you also have the right to cancel a purchase, or in some jurisdictions, claim damages, if the simplified prospectus, annual information form, Fund Facts document or financial statements contain a misrepresentation. You must act within the time limit set by the securities law in your province or territory.

For more information, see the securities law of your province or territory or ask a lawyer.

For more information

Contact the Manager, NCM Asset Management Ltd., or your representative for a copy of the Fund's simplified prospectus and other disclosure documents. These documents and the Fund Facts make up the Fund's legal documents.

NCM Asset Management Ltd.
Suite 1850, 333 - 7th Avenue S.W.,
Calgary, AB T2P 2Z1

Phone: (403) 531-2650
Toll-free: 1-877-531-9355

Email: info@ncminvestments.com
Website: www.ncminvestments.com

To learn more about investing in mutual funds, see the brochure **Understanding mutual funds**, which is available on the website of the Canadian Securities Administrators at www.securities-administrators.ca.



FUND FACTS

NCM Asset Management Ltd.
 NCM Norrep Fund
 Series F
 August 27, 2018

This document contains key information you should know about Series F units of NCM Norrep Fund. You can find more details in the Fund's simplified prospectus. Ask your representative for a copy, contact the manager, NCM Asset Management Ltd., at 1-877-531-9355 or info@ncminvestments.com, or visit www.ncminvestments.com.

Before you invest in any fund, consider how the fund would work with your other investments and your tolerance for risk.

Quick Facts			
Fund Code:	NRP100	Fund Manager:	NCM Asset Management Ltd.
Date Series Started:	July 6, 2015	Portfolio Manager:	NCM Asset Management Ltd.
Total Value of the Fund on June 30, 2018:	\$58,760,959	Distributions:	Annually, at the end of September if any.
Management Expense Ratio (MER):	1.75%	Minimum Investment:	\$5,000 initial, \$100 additional

What does the Fund invest in?

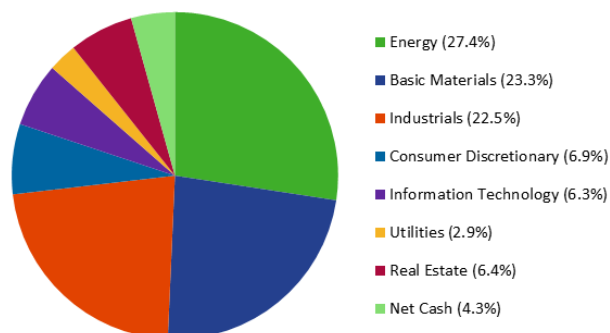
The Fund invests primarily in small and mid-cap Canadian equities based on a value methodology, which means investing in equities generating earnings growth, cash flow growth, and high returns on equity that are reasonably valued in regards to the historical norms for the equity, the sector, and the broad market. Companies in the portfolio tend to exhibit high quality management teams, clean balance sheets and strengthening competitive positions in the industry. The Fund is classified as a Canadian Small/Mid Cap Equity fund, thus it must invest at least 90% of its equity holdings in securities domiciled in Canada.

The charts below give you a snapshot of the Fund's investments on June 30, 2018. The Fund's investments will change.

Top 10 investments (June 30, 2018)

1. Parkland Fuel Corporation	5.6%
2. Major Drilling Group International Inc.	5.4%
3. Parex Resources Inc.	4.7%
4. Badger Daylighting Ltd.	4.0%
5. Sleep Country Canada Holdings Inc.	3.8%
6. TFI International Inc.	3.7%
7. FirstService Corp.	3.6%
8. Descartes Systems Group Inc.	3.5%
9. Whitecap Resources Inc.	3.4%
10. Chemtrade Logistics Income Fund	3.4%

Investment mix (June 30, 2018)



Total percentage of top 10 investments	41%
Total number of investments	31

How risky is it?

The value of the Fund can go down as well as up. You could lose money.

One way to gauge risk is to look at how much a fund's returns change over time. This is called "volatility".

In general, funds with higher volatility will have returns that change more over time. They typically have a greater chance of losing money and may have a greater chance of higher returns. Funds with lower volatility tend to have returns that change less over time. They typically have lower returns and may have a lower chance of losing money.

Risk rating

NCM Asset Management Ltd. has rated the volatility of this Fund as **medium to high**.

This rating is based on how much the Fund's returns have changed from year to year. It doesn't tell you how volatile the Fund will be in the future. The rating can change over time. A fund with a low risk rating can still lose money.



For more information about the risk rating and specific risks that can affect the Fund's returns, see "What are the Risks of Investing in the Fund?" section of the Fund's simplified prospectus

No guarantees

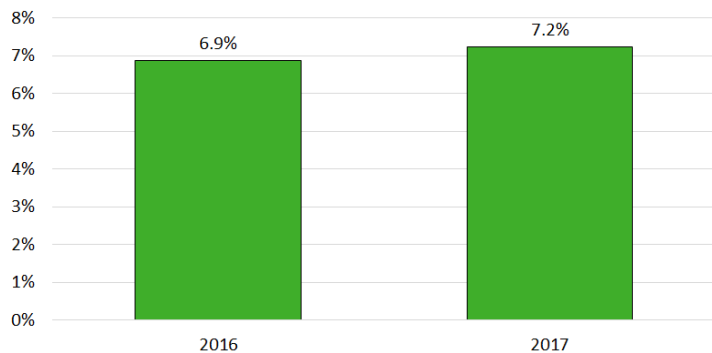
Like most mutual funds, this Fund doesn't have any guarantees. You may not get back the amount of money you invest.

How has the Fund performed?

This section tells you how the Series F units of the Fund have performed over the past 2 calendar years. Returns are after expenses have been deducted. These expenses reduce the Fund's return.

Year-by-year returns

This chart shows how the Series F units of the Fund have performed over each of the past 2 calendar years. The Series decreased in value in none of the last 2 calendar years. The range of returns and change from year to year can help you assess how risky the Fund has been in the past. It does not tell you how the Fund will perform in the future.



Best and worst 3-month returns

This table shows the best and worst returns for the Series F units of the Fund in a 3-month period over the past 2 calendar years and from January 1, 2018 to June 30, 2018. The best and worst 3-month returns could be higher or lower in the future. Consider how much of a loss you could afford to take in a short period of time.

	Return	3 months ending	If you invested \$1,000 at the beginning of the period
Best return	10.7%	May 31, 2016	Your investment would rise to \$1,107.47
Worst return	-4.4%	March 31, 2016	Your investment would drop to \$956.28

Average return

As at June 30, 2018, a person who invested \$1,000 in the Fund at its inception now has \$1,084.40. This works out to an annual compound return of 2.8%.

Who is this Fund for?

This Fund is suitable for investors who:

- Are enrolled in a fee-for-service or wrap account program
- Wish to invest in small and mid-capitalization equities
- Want the potential for long term capital appreciation
- Are comfortable with medium to high investment risk (i.e. can tolerate volatility in the market value of your investment)

A word about tax

In general, you'll have to pay income tax on any money you make on a fund. How much you pay depends on the tax laws where you live and whether or not you hold the fund in a registered plan such as a Registered Retirement Savings Plan or a Tax-Free Savings Account.

Keep in mind that if you hold your fund in a non-registered account, fund distributions are included in your taxable income, whether you get them in cash or have them reinvested.

How much does it cost?

The following tables show the fees and expenses you could pay to buy, own and sell Series F units of the Fund. The fees and expenses – including any commissions – can vary among series of a fund and among funds. Higher commissions can influence representatives to recommend one investment over another. Ask about other funds and investments that may be suitable for you at a lower cost.

1. Sales charges

No sales charge or commissions are applicable to this Series of the fund.

2. Fund expenses

You don't pay these expenses directly. They affect you because they reduce the Fund's returns. As of April 30, 2018, the Fund's expenses were 1.89% of its value. This equals \$18.90 for every \$1,000 invested.

	Annual Rate (as a % of the Fund's value)
Management Expense Ratio (MER)	
This is the total of the Fund's management fee and operating expenses.	1.75%
Trading Expense Ratio (TER)	
These are the Fund's trading costs.	0.14%
Fund Expenses	1.89%

More about the trailing commission

There is no trailing commission paid by the Fund or the Manager to your representative's firm for the Series F units of this Fund.

3. Other fees

You may have to pay other fees when you buy, hold, sell or switch units of the Fund.

Fee	What you pay
Short-term redemption fee	2% of the cost of the units you redeem within 90 days of the original date of purchase. This fee is charged by the Manager.
Switch Fee	Your representative's firm may charge you a fee if you switch to another series of the Fund or to another fund within the NCM Group of Funds.
Fee-for-service program	Series F units are intended for investors who are participants in a fee-for-service or wrap account program sponsored by certain securities dealers. You pay a fee to your representative to participate in such a program.

What if I change my mind?

Under securities law in some provinces and territories, you have the right to:

- a. Withdraw from an agreement to buy mutual funds within two business days after you receive a simplified prospectus or Fund Facts document, or
- b. Cancel your purchase within 48 hours after you receive confirmation of the purchase.

In some provinces and territories, you also have the right to cancel a purchase, or in some jurisdictions, claim damages, if the simplified prospectus, annual information form, Fund Facts document or financial statements contain a misrepresentation. You must act within the time limit set by the securities law in your province or territory.

For more information, see the securities law of your province or territory or ask a lawyer.

For more information

Contact the Manager, NCM Asset Management Ltd., or your representative for a copy of the Fund's simplified prospectus and other disclosure documents. These documents and the Fund Facts make up the Fund's legal documents.

NCM Asset Management Ltd.
Suite 1850, 333 - 7th Avenue S.W.,
Calgary, AB T2P 2Z1

Phone: (403) 531-2650
Toll-free: 1-877-531-9355

Email: info@ncminvestments.com
Website: www.ncminvestments.com

To learn more about investing in mutual funds, see the brochure **Understanding mutual funds**, which is available on the website of the Canadian Securities Administrators at www.securities-administrators.ca.



FUND FACTS

NCM Asset Management Ltd.
 NCM Norrep Fund
 Series R
 August 27, 2018

This document contains key information you should know about Series R units of NCM Norrep Fund. You can find more details in the Fund's simplified prospectus. Ask your representative for a copy, contact the manager, NCM Asset Management Ltd., at 1-877-531-9355 or info@ncminvestments.com, or visit www.ncminvestments.com.

Before you invest in any fund, consider how the fund would work with your other investments and your tolerance for risk.

Quick Facts			
Fund Code:	NRP103	Fund Manager:	NCM Asset Management Ltd.
Date Series Started:	August 27, 2018	Portfolio Manager:	NCM Asset Management Ltd.
Total Value of the Fund on June 30, 2018:	\$58,760,959	Distributions:	Annually, at the end of September if any.
Management Expense Ratio (MER):	NA*	Minimum Investment:	\$0 initial, \$0 additional

* Not available as this Series is new.

What does the Fund invest in?

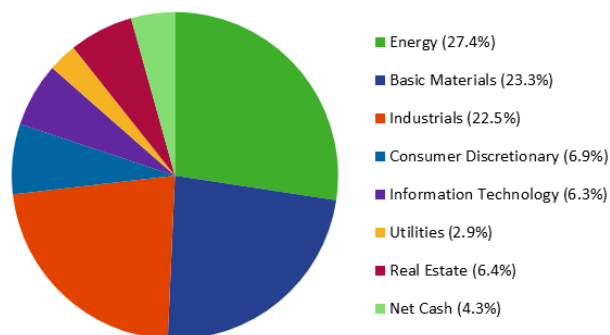
The Fund invests primarily in small and mid-cap Canadian equities based on a value methodology, which means investing in equities generating earnings growth, cash flow growth, and high returns on equity that are reasonably valued in regards to the historical norms for the equity, the sector, and the broad market. Companies in the portfolio tend to exhibit high quality management teams, clean balance sheets and strengthening competitive positions in the industry. The Fund is classified as a Canadian Small/Mid Cap Equity fund, thus it must invest at least 90% of its equity holdings in securities domiciled in Canada.

The charts below give you a snapshot of the Fund's investments on June 30, 2018. The Fund's investments will change.

Top 10 investments (June 30, 2018)

1. Parkland Fuel Corporation	5.6%
2. Major Drilling Group International Inc.	5.4%
3. Parex Resources Inc.	4.7%
4. Badger Daylighting Ltd.	4.0%
5. Sleep Country Canada Holdings Inc.	3.8%
6. TFI International Inc.	3.7%
7. FirstService Corp.	3.6%
8. Descartes Systems Group Inc.	3.5%
9. Whitecap Resources Inc.	3.4%
10. Chemtrade Logistics Income Fund	3.4%

Investment mix (June 30, 2018)



Total percentage of top 10 investments	41%
Total number of investments	31

How risky is it?

The value of the Fund can go down as well as up. You could lose money.

One way to gauge risk is to look at how much a fund’s returns change over time. This is called “volatility”.

In general, funds with higher volatility will have returns that change more over time. They typically have a greater chance of losing money and may have a greater chance of higher returns. Funds with lower volatility tend to have returns that change less over time. They typically have lower returns and may have a lower chance of losing money.

Risk rating

NCM Asset Management Ltd. has rated the volatility of this Fund as **medium to high**.

This rating is based on how much the Fund’s returns have changed from year to year. It doesn’t tell you how volatile the Fund will be in the future. The rating can change over time. A fund with a low risk rating can still lose money.



For more information about the risk rating and specific risks that can affect the Fund’s returns, see “What are the Risks of Investing in the Fund?” section of the Fund’s simplified prospectus

No guarantees

Like most mutual funds, this Fund doesn’t have any guarantees. You may not get back the amount of money you invest.

How has the Fund performed?

This section tells you how Series R units of the Fund have performed over the past calendar year. Returns are after expenses have been deducted. These expenses reduce the Fund’s returns.

Year-by-year returns

This information is not available because this series of the Fund has not completed a full calendar year.

Best and worst 3-month returns

This information is not available because this series of the Fund has not completed 12 consecutive months of performance.

Average return

This information is not available because this series of the Fund has not completed 12 consecutive months of performance.

Who is this Fund for?

This Fund is suitable for investors who:

- Wish to invest in small and mid-capitalization equities
- Want the potential for long term capital appreciation
- Are comfortable with medium to high investment risk (i.e. can tolerate volatility in the market value of your investment)
- This series is only available for purchase by the NCM Funds and other funds and accounts managed or advised by the Manager and/or its affiliates and are not available for public purchase.

A word about tax

In general, you’ll have to pay income tax on any money you make on a fund. How much you pay depends on the tax laws where you live and whether or not you hold the fund in a registered plan such as a Registered Retirement Savings Plan or a Tax-Free Savings Account.

Keep in mind that if you hold your fund in a non-registered account, fund distributions are included in your taxable income, whether you get them in cash or have them reinvested.

How much does it cost?

The following tables show the fees and expenses you could pay to buy, own and sell Series R units of the Fund. The fees and expenses – including any commissions – can vary among series of a fund and among funds. Higher commissions can influence representatives to recommend one investment over another. Ask about other funds and investments that may be suitable for you at a lower cost.

1. Sales charges

No sales charges or commissions are applicable to this series of the Fund.

2. Fund expenses

You don't pay these expenses directly. They affect you because they reduce the Fund's return. The Fund's expenses are made up of the operating expenses and trading costs. There are no management fees payable in respect of Series R units of the fund. Because this series of the fund is new, operating expenses and trading costs are not yet available.

More about the trailing commission

No trailing commission is paid in respect of this series of the Fund.

3. Other fees

You may have to pay other fees when you buy, hold, sell or switch units of the Fund.

Fee	What you pay
Short-term redemption fee	2% of the cost of the units you redeem within 90 days of the original date of purchase. This fee is charged by the Manager.
Switch fee	Your representative's firm may charge you a fee if you switch to another series of the Fund or to another fund within the NCM Group of Funds.

What if I change my mind?

Under securities law in some provinces and territories, you have the right to:

- a. Withdraw from an agreement to buy mutual funds within two business days after you receive a simplified prospectus or Fund Facts document, or
- b. Cancel your purchase within 48 hours after you receive confirmation of the purchase.

In some provinces and territories, you also have the right to cancel a purchase, or in some jurisdictions, claim damages, if the simplified prospectus, annual information form, Fund Facts document or financial statements contain a misrepresentation. You must act within the time limit set by the securities law in your province or territory.

For more information, see the securities law of your province or territory or ask a lawyer.

For more information

Contact the Manager, NCM Asset Management Ltd., or your representative for a copy of the Fund's simplified prospectus and other disclosure documents. These documents and the Fund Facts make up the Fund's legal documents.

NCM Asset Management Ltd.
Suite 1850, 333 - 7th Avenue S.W.,
Calgary, AB T2P 2Z1

Phone: (403) 531-2650
Toll-free: 1-877-531-9355

Email: info@ncminvestments.com
Website: www.ncminvestments.com

To learn more about investing in mutual funds, see the brochure **Understanding mutual funds**, which is available on the website of the Canadian Securities Administrators at www.securities-administrators.ca.